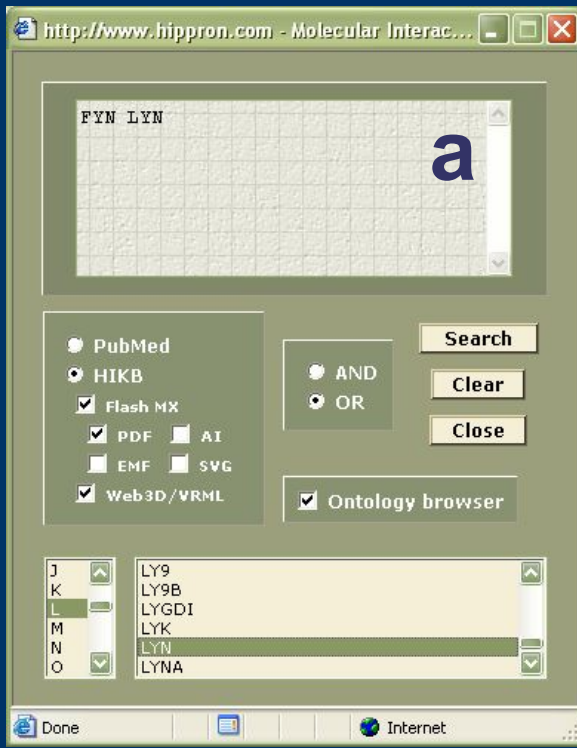
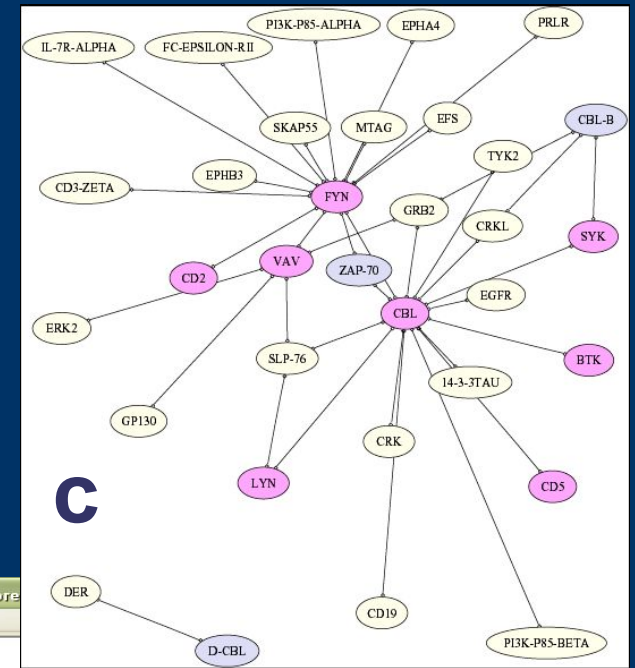



Molecular Interaction Clusters tool

Integrate pathways with protein interaction data from local and external databases

Display biomolecular interaction clusters as interactive 2D* and 3D** scalable graphics



HIKB :: Interactions

OR Search: FYN LYN

Name	Object type	Taxon	Detection method	References
Interaction B:::30				
SLP-76	protein	Homo sapiens	affinity-chromatography	PMID1
LYN	protein	Homo sapiens	immunoprecipitation	
Interaction B:::19263				
FYN	protein	Mus musculus		PMID1
• p59Fyn				
• p59-fyn				
GLUR-EPSILON-2	protein	Mus musculus	other	PMID1
• NR2B				
• NMDAR2B				
• GluRepsilon2				
Interaction B:::48				
CBL	protein	Homo sapiens	affinity-chromatography	PMID1
			immunoprecipitation	PMID2
FYN	protein	Homo sapiens	not-specified	PMID3
				PMID4

(a) Database search dialog

(b) Search results in tabular format

* Macromedia Flash MX (c)

** Web3D / VRML (d)